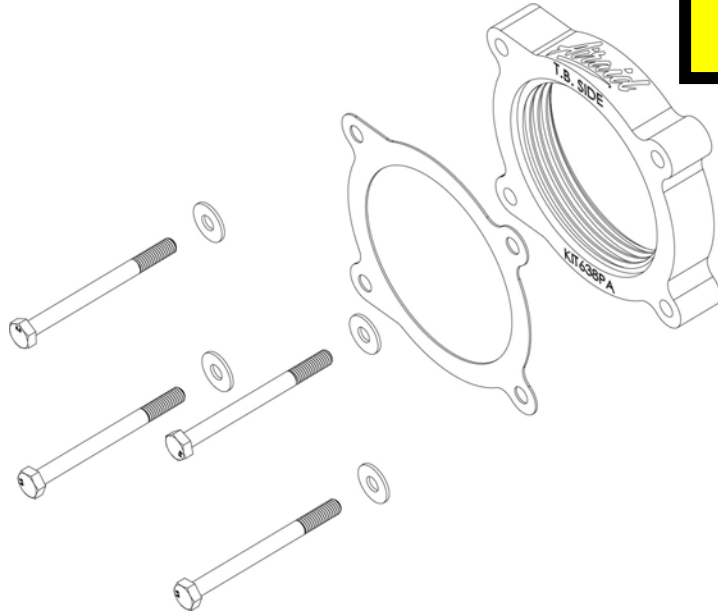




Installation Instructions
Part Number 450-638
2011 –14 Ford Mustang
2011 –13 Ford F-150
5.0L V8

THROTTLE BODY SPACER FOR VEHICLES LISTED ARE 50 STATE LEGAL. SEE AIRAID.COM FOR CARB STATUS ON EACH PART FOR A SPECIFIC VEHICLE.



Parts List

AIR-KIT638PA	Aluminum Plate	(1)
AIR-KIT638G	Gasket	(1)
AIR-KIT638H	Hardware	
	6mmx70mm Bolt	(4)
	6mm Flat Washer	(4)


Tools Needed

8mm, 10mm Socket
Ratchet and Extension

NOTE: These instructions depict an installation being performed on a 5.0l F-150 and is meant to be a guide for all other makes and models listed. While some details may vary from vehicle to vehicle, the general install procedure remains the same.


Thank you for purchasing the AIRAID Throttle Body Spacer. Please read the instruction manual carefully before proceeding with the installation. Your AIRAID Throttle Body Spacer was carefully inspected and packaged. Check that no parts are missing, or were damaged during shipping. If you need any assistance please call 1-800-858-3333 to speak with a representative in our Customer Service Center before returning the product.

Thank you for selecting AIRAID.



1. Disconnect the negative battery cable!


- A.) Disconnect the breather line or lines, from the factory intake tube.
- B.) loosen the clamps securing the intake tube to the throttle body and the airbox.
- C.) Remove the Factory intake tube and set aside.



- 2. Remove the four bolts that secure the throttle body to the intake manifold and set them aside. They will not be reused.



3. Install the AIRAID Spacer between the throttle body and the intake manifold with the supplied gasket next to the throttle body as shown. Make sure the “flow” arrow that is printed on the spacer is pointing towards the intake manifold.



4. Insert the provided bolts with washers through the throttle body, gasket, and AIRAID Spacer and tighten them in an “X” Pattern.



5. Reinstall the intake tube, tighten the two hose clamps, and reconnect the breather line or lines.

Re-connect the negative battery cable!

INTAKE SYSTEMS FOR VEHICLES LISTED ARE 50
STATE LEGAL. SEE AIRAID.COM FOR CARB STATUS
ON EACH PART FOR A SPECIFIC VEHICLE.

The sound of power...The “whistle” means its working!

Contact your nearest Airaid dealer for an Airaid
Intake System for your car, truck or SUV.

AIR-I45638F

Instructions Revision
8/1/20