

# Dynamic Air Scoop Installation Instructions: BMW '01-'06 E46 M3 Magnum FORCE Super Stock D.A.S.



advanced FLOW




Complete Stock Configuration.



Remove inlet duct retaining pins and inlet duct.



Remove retaining screws. (2).




Gently pull grill forward to insert the aFe DAS.




Grill support should pass through the clearance hole in the DAS.



Replace the screws removed in step 3.



Scoops with screw installed.



Replace inlet duct and retaining pins and enjoy your aFe DAS.  
**NOTE: Place enclosed CARB EO sticker on or near the device on a smooth, clean surface. EO identification label is required to pass the smog test inspection.**